


Growing up wild In the Spring

Nature is waking up from it's long winter sleep – are you ready to greet it? It's time to get outdoors and explore the signs of Spring!



Ideas for all sections

- Search for signs of spring
- Go on a bluebell, blossom or daffodil walk
- Spot spring animals
- Listen to the spring chorus
- Do some spring photography
- Make a spring nature mandala



Programme links

Rainbows

Hidden Nature UMA

Brownies

A Country Walk
(Explore stage 2)

Guides

Adventure sounds UMA

Rangers

Land art UMA

- Listen for raindrops on an umbrella
- Plant some sunflower seeds
- Chase your shadow
- Go on a teeny tiny treasure hunt, finding natural materials that fit in a matchbox
- Find all the colours in nature and play colour bingo
- Build a shelter for a tiny creature
- Find out what's living in a pond – spot some frogspawn or tadpoles
- Create some wild art
- Build a nest
- Plant some seeds
- Lay a trail and do some tracking
- Be part of a campfire
- Build a den
- Get to know the trees in your local area

Programme links

Bug Hunt UMA

Birdie builders UMA

Trails and Trackers UMA

Campfire singsong UMA

A race against time UMA

Tree-mendous Senses UMA

Hidden Nature UMA

Rian or shine

(Camp stage 1)



- Jump in muddy puddles after a spring shower
- Make a bird feeder
- Plant some vegetable seeds or wildlife friendly flowers
- Spot some frogspawn or tadpoles
- Make a mansion fit for a queen bee
- Go on a walk see how many different textures you can find
- Build a nest
- Play Springo!
- Create some wild art
- Go on a teeny tiny treasure hunt, finding natural materials that fit in a matchbox
- Do some animal tracking
- Listen to the sounds of nature
- GO stargazing
- Make a hedgehog house
- Find signs of caterpillars such as eaten leaves or eggs and learn about the life cycle of butterflies

Programme links

Find my friend UMA
Nature noises UMA
Mindful music UMA
Bottle Mansions UMA
Night sky observers UMA
Hedgehog home UMA
Life cycle survival UMA
Night under the stars
(Camp stage 3)
A country walk
(Explore stage 2)
A city walk
(Explore stage 3)



Guides

- Make a bird box and arrange to erect it in a suitable area
- Find caterpillar or moth eggs on the undersides of leaves
- Make a mini beast hotel
- Make a journey stick as you go on a walk
- Look for and identify animal tracks in the mud
- Spot and identify spring flowers
- Make seed bombs
- Take a photograph that sums up spring
- Play Springo!
- Grow wildlife friendly flowers
- Create some wild art
- Go stargazing
- Listen to the sounds of nature
- Make a bird feeder
- Go on a spring camp

Programme links

Adventure sounds UMA
Biodiversity blitz UMA
A-Z in nature UMA
Citrus feeder UMA
Camp adventure
(Camp stage 5)



- Go hiking and enjoy being active in the fresh spring air
- Go foraging with an expert and make a spring salad
- Make elderflower cordial or nettle tea
- Spot and identify spring flowers
- Make seed bombs
- Take a photograph that sums up spring
- Play Springo!
- Grow wildlife friendly flowers
- Make a journey stick as you go on a walk
- Make a nature crown
- Plant some vegetable seeds or wildlife friendly flowers
- Attract more bumblebees to a garden
- Create land art with found natural materials
- Go on a spring camp

Programme links

Diversify your garden UMA


Sow it, grow it! UMA

Land art UMA

Tea tasting UMA

Camp adventure


(Camp stage 5)



Froggy facts

In early spring, you should be able to spot frogspawn and toadspawn in ponds. If you're lucky and you spot some clumps of these strange eggs, take note of their shape. Frogs lay 'frogspawn', which looks like a round cluster of eggs, while toads lay 'toadspawn', which comes in long ribbons.

It might seem like there are a lot of eggs, but due to predators only around one in 50 will survive.



Beautiful bluebells

Every year in springtime, bluebells dazzle with their display in our woodland. Almost half the world's bluebells are found in the UK – elsewhere they're relatively rare!

These special flowers are protected under the Wildlife and Countryside Act – It's against the law to intentionally pick, uproot or destroy bluebells.



Bee friendly

Look out for the first bees on warm days in early spring. These are likely to be queens who are gathering nectar and pollen after surviving a long winter.

Bees are vital pollinators emerging in search of nectar and pollen in the Spring, playing a crucial role in the health of our ecosystems.



How did you go wild? Share your story with us!

Write to us:
www.girlguidinglaser.org.uk/volunteers/submit-news

Tag us:
#LaSERGrowingUpWild



We'd love to know what you think

Please [complete our feedback form](#).

Order your badges

Badges cost £1 plus postage and packaging, and can be ordered on our [online shop](#).

Thank you

Thank you to our team of Queen's Guides who contributed to these resources.